

















MOST COMMON REPLACEMENT PARTS FOR BESTLINE / ALIGN POWER FEEDS

<u>Parts No.</u>	<u>Item No.</u>	<u>Photo</u>	<u>Descriptions</u>	<u>Unit Price</u>	<u>Alt. Part No.</u>	<u>Remarks</u>	<u>Order Qty</u>
A-0100-03	103		Bevel Gear (5/8" Bore x 1/8" Keyway)	\$47.00	P01017	For: AL-235/250 &AL-300/400	
A-0100-03B	103		Bevel Gear -- 22 mm x 4mm	47.00	P01032	For : Z-axis	
A-0101B	13		Inner Ring (Bearing Race) 24/20/16mm	7.50	A0101B	For All Models (X-axis)	
A-0101C	14		Needle Bearing NK24/16	16.00	A0101C	For All Models	
A-0102	15		Circuit Breaker (Reset Switch)	12.00	A0102	For All Models	
A-0111-01	22 &23		Hex Seal Boot	3.50	A0111-01	For: AL-235/250/SP250 AL-300/400/500	
A-0111-1-5	27		Rapid Switch Button	6.50	A0111-1-5	For All Models	
A-0113	29		Adapter	22.00	A0113	For AL-235/250/250SP	
A011399A	150		Small Adapter	28.00	A-0113-99A	For: AL-99 only	
D-0701V	55		Bottom Cover	7.50	D0701V	For: AL-235/99 & AL-250/SP250	
E-0904	58		Brush Holder	6.00 Ea	E0904	For All Models	
E-0905V	59		Brush	7.00 Set	E0905	For All Models	
E-0906	101		Brush Cap	4.00 Set	E0906	For All Models	
E-0907	60		On/Off Switch	12.00	E0907	For All Models	
E-0916P	70		Circuit Board Assembly	39.00	JC2H	For: AL-235/99 &AL- 300(JC-2H)	
E-0916V	70		Circuit Board Assembly	39.00	E0916V	For: AL-250/SP-250 & AL-400/500 (JC-10A)	

E-0925SP	73		Armature Assembly	45.00	<u>P01907</u>	For: AL-500 & SP-250	
E-0925V	73		Armature Assembly	45.00	E0925V	For: AL-235/99/250 & AL-300/400	
E-0926P	74		Motor Field Assembly	45.00	E0926P	For: AL-235, AL-99 & AL-300	
E-0926V	74		Motor Field Assembly	45.00	E0926V	For: AL-250/SP-250 & AL-400/500	
E-0929P	82		Potentiometer 500 Ω	12.00	E0929P	For: AL-235/99 & AL-300	
E-0929V	82		Potentiometer 10K Ω	12.00	E0929V	For AL-250/ SP250 AL-400/500	
E-0934	113		Zytel Gear Assembly	36.50	P01909	For All Models	
E-0934-4	102		Zytel Gear W/O Center Hub	28.00	P01007	For All Models	
F-1101-8P	114		Limit Switch Assembly (3-Wire)	43.00	P01924	For: AL-235/99 & AL-300	
F-1101-8V	114		Limit Switch Assembly (4-Wire)	43.00	P01910	For: AL-250/SP-250 & AL-400/500	
F-1104	91		Micro Switch	6.50	F1104	For All Models	
G-0100-5	115		Travel Stop Set (2- Pcs Set)	15.00 Set	P01916	For All Models	
P01017	103		Bevel Gear (5/8" Bore x 1/8" Keyway)	47.00	P01017	For: SP-250 & AL-500	
P01808	29		Adapter	22.00	P01808	For: AL-300/400/500 (X-axis)	
P01809	55		Bottom Cover	7.50	P01809	For: AL-300/400/500	



***All other Parts are also available upon request.**

Bestline Products.Inc.

20202 State Road Cerritos, CA 90703

Tel: (562) 809-5228

Fax: (562) 809-3119

e-mail:bestline@att.net

To Order:

Fax us this form. Our Fax Number is (562) 809-3119

Or

Call 562-809-5228

Or

E-mail us: bestline@att.net



Name: _____ **Credit Card Type:** _____

Company: _____ **Name On the Card:** _____

Address: _____ **Credit Card #** _____

_____ **Expiration Date:** _____ / _____
Month Year

City: _____ **Billing address- If different from Ship to Address:**

State: _____ **Zip:** _____ **Address:** _____

Tel #: (_____) _____ - _____ **City:** _____

Fax #: (_____) _____ - _____ **State/Zip:** _____

Email: _____